



## Inductive sensor NBB20-L2-A2-V1-M

- Sensor head bidirectional and rotatable
- 20 mm flush
- E1-Type approval
- Extended temperature range  
-40 ... +85 °C
- 4 LEDs indicator for 360° visibility



### Dimensions



### Technical Data

#### General specifications

Switching function		complementary
Output type		PNP
Rated operating distance	$s_n$	20 mm
Installation		flush
Output polarity		DC
Assured operating distance	$s_a$	0 ... 16.2 mm
Actual operating distance	$s_r$	18 ... 22 mm typ. 20 mm
Reduction factor $r_{AI}$		0.34
Reduction factor $r_{Cu}$		0.32

Release date: 2023-06-14 Date of issue: 2023-06-14 Filename: 223317\_eng.pdf

Refer to "General Notes Relating to Pepperl+Fuchs Product Information".

Pepperl+Fuchs Group  
www.pepperl-fuchs.com

USA: +1 330 486 0001  
fa-info@us.pepperl-fuchs.com

Germany: +49 621 776 1111  
fa-info@de.pepperl-fuchs.com

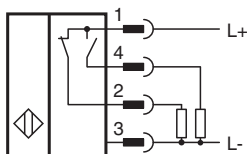
Singapore: +65 6779 9091  
fa-info@sg.pepperl-fuchs.com

**PEPPERL+FUCHS**

## Technical Data

Reduction factor $r_{304}$		0.77
Reduction factor $r_{S137}$		1
Reduction factor $r_{Brass}$		0.43
Output type		4-wire
<b>Nominal ratings</b>		
Operating voltage	$U_B$	10 ... 60 V DC
Switching frequency	$f$	0 ... 200 Hz
Hysteresis	$H$	typ. 5 %
Reverse polarity protection		reverse polarity protected
Short-circuit protection		pulsing
Voltage drop	$U_d$	$\leq 2$ V
Operating current	$I_L$	0 ... 200 mA
Off-state current	$I_r$	0 ... 0.5 mA
No-load supply current	$I_0$	$\leq 20$ mA
Operating voltage indicator		LED, green
Switching state indicator		LED, yellow
<b>Functional safety related parameters</b>		
MTTF <sub>d</sub>		695 a
Mission Time ( $T_M$ )		20 a
Diagnostic Coverage (DC)		0 %
<b>Compliance with standards and directives</b>		
Standard conformity		
Standards		EN 60947-5-2:2007 EN 60947-5-2/A1:2012 IEC 60947-5-2:2007 IEC 60947-5-2 AMD 1:2012
<b>Approvals and certificates</b>		
UL approval		cULus Listed, General Purpose
CSA approval		cCSAus Listed, General Purpose
CCC approval		Certified by China Compulsory Certification (CCC)
E1 Type approval		10R-04
<b>Ambient conditions</b>		
Ambient temperature		-40 ... 85 °C (-40 ... 185 °F)
<b>Mechanical specifications</b>		
Connection type		Connector plug M12 x 1 , 4-pin
Housing material		PA-GF35
Sensing face		PA-GF35
Degree of protection		IP69K
Cable		
Cable diameter		3.3 mm $\pm$ 0.15 mm
Mass		130 g

## Connection



## Mounting





Emitted interference and interference immunity in accordance with motor vehicle directive 2006/28/EG (e1 Type approval)  
 Interference immunity in accordance with DIN ISO 11452-2: 100 V/m  
 Frequency band 20 MHz up to 2 GHz

Mains-borne interference in accordance with ISO 7637-2:

Pulse	1	2a	2b	3a	3b	4	5
Severity level	III	III	III	III	III	III	IV
Failure criterion	C	A	C	A	A	A	C

EN 61000-4-2:	CD: 8 kV / AD: 15 kV
Severity level	IV IV
EN 61000-4-3:	30 V/m (80...2500 MHz)
Severity level	IV
EN 61000-4-4:	2 kV
Severity level	III
EN 61000-4-6:	10 V (0.01...80 MHz)
Severity level	III
EN 55011:	Class A

## Accessories

	<b>V1-G-2M-PUR</b>	Female cordset single-ended M12 straight A-coded, 4-pin, PUR cable grey
	<b>V1-W-2M-PUR</b>	Female cordset single-ended M12 angled A-coded, 4-pin, PUR cable grey
	<b>MHW 01</b>	Modular mounting bracket
	<b>V1-M20-80</b>	Receptacles, M12/M20; plastic version

Release date: 2023-06-14 Date of issue: 2023-06-14 Filename: 223317\_eng.pdf

Refer to "General Notes Relating to Pepperl+Fuchs Product Information".